

Sirona Reporting

Future-proof radiology



“Sirona’s Reporter has been a game-changer for me. It’s not only advanced and cutting-edge but also feels familiar and intuitive to use. I have all the tools I need right now, plus the confidence that I am prepared for the future.”

Luke Roller, MD | President & Radiologist, IMC (North Dakota)

Effortless transition



Seamless Integration

Our cloud-native dictation solution replaces conventional reporting systems, fitting effortlessly into existing workflows and without the need for installs or hardware.



Simplified Transition

Experience familiar dictation and report generation with high accuracy and no need for speech training.



Easy IT Deployment


Leverages existing HL7 feeds to ensure ongoing consistency and continuity in report generation.

Robust template capabilities



Comprehensive Template Management

Import and manage templates from widely used platforms like M*Modal and PowerScribe.



Customizable Reporting Features


Utilize nested templates, custom fields, and merge fields to streamline report creation and customization.



Automatic Data Insertion

Auto-populate key fields such as study descriptions and dosage data, enhancing accuracy and saving time.

Unmatched speed



Instant Access

Experience the fastest login and logout times, ensuring quick transitions for launching, signing, and navigating within reports.



Uninterrupted Workflow

Designed to match the demanding pace of modern radiology departments, our solution keeps radiologist’s workflow smooth and efficient.



“Implementing Sirona’s Reporter was incredibly smooth. The seamless integration with our existing systems and intuitive design made the transition effortless. It’s a tool that truly keeps pace with the demands of modern radiology.”

Linda Masin, Director | Eastern Radiological Associates

Sirona AI-powered assistant

Powered by generative AI, our system can act as an assistant, executing clinical content-driven actions and natural language commands. This mode transforms how radiologists interact with the entire workflow, offering unprecedented efficiency and support.



Auto-Impressions

Automatically generate accurate summary impressions with current findings, customized to each user’s style. Easy to train and adapt for personalized use.



Focus Mode (coming soon)

Experience a revolutionary workflow designed to keep your eyes on the imaging. In focus mode, radiologists can dictate freely while the system seamlessly integrates their dictated text into the correct report template structure. This ensures accurate reporting and allows you to concentrate fully on the diagnostic images and revolutionize your workflow.



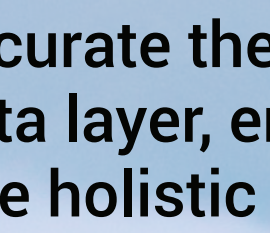
“Sirona’s Auto-Impressions is like having a skilled assistant by my side. It effortlessly generates accurate summaries that match my style and content, drastically reducing the mental effort and time required. It’s remarkable how it ensures precision and consistency in every impression.”

Damon C. Sacco, MD | Radiologist, California Advanced Imaging Medical Associates

The power of the full platform

While our Reporter solution excels alone, it becomes even more transformative when deployed as part of the full Sirona platform. By integrating the Reporter with our comprehensive platform, you enhance the overall effectiveness and efficiency of your radiologists.

The closer the images are to the reporting process, the more streamlined and accurate the workflow becomes. The Sirona platform unifies and normalizes the data layer, ensuring seamless interoperability and enhanced data management. The holistic approach amplifies the capabilities of your radiology department, providing a cohesive and highly efficient reporting environment.



Auto-populate comparison data (coming soon)

Automatically generate comparison sections based on reviewed studies.



Cross-platform voice commands

Unlock the power of voice to drive action across the entire workflow, including Viewer, Worklist, and Reporter.




Image bookmarks

Link specific images within the report for quick access.



Spine-level navigation

Segment spine levels and hyperlink between images and report sections.

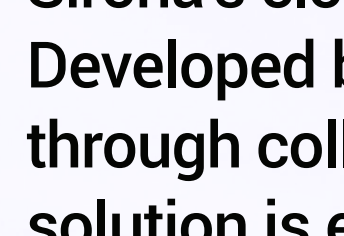


“Sirona is the first and only company to build a comprehensive modern technological foundation for radiology – the exact foundation necessary for LLMs & AI broadly to transform radiology & help alleviate our staffing crises. Sirona gives me hope for the future of work & that help is on the way for radiology!”

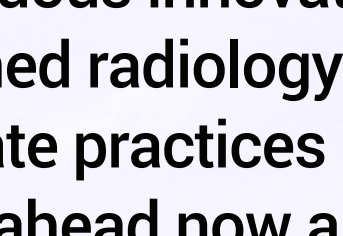
Peter Sachs, MD | Radiologist and Imaging Informaticist

Discover the Sirona Difference

Sirona’s cloud-native architecture enables continuous innovation without any downtime. Developed by top technology leaders and seasoned radiology IT veterans, and refined through collaboration with five of the top 50 private practices in the US, Sirona’s reporting solution is expertly crafted to keep your practice ahead now and in the future.



Customer testimonials



Learn more about Sirona

Requires internet connectivity.

The issuance and ultimate control over the radiology report content are the sole responsibility of the radiologist.